




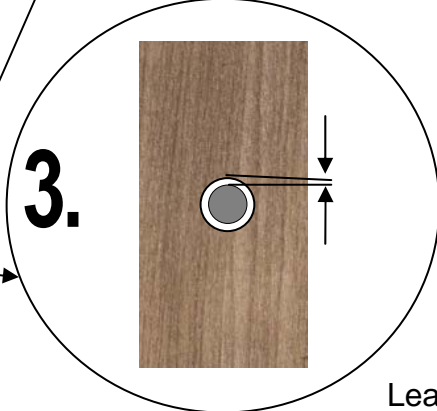
Standard Installation Guide Picket Fencing & Gate



Gap (between) min. 5mm



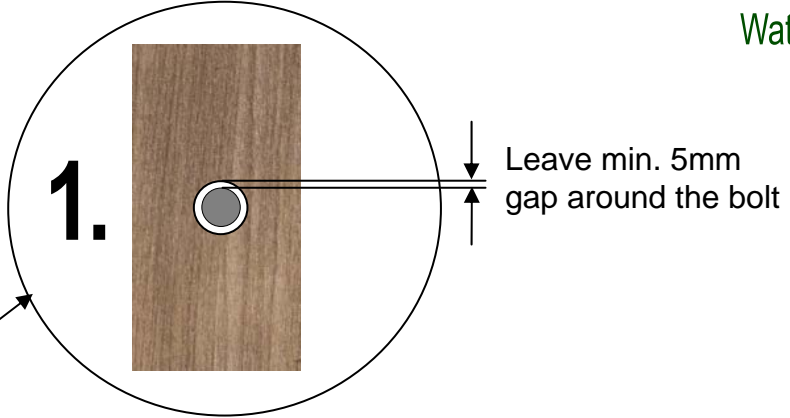
Distance between bolts/nuts, max. 18"



Leave min. 5mm gap around the bolt

Standard Installation Guide

Picket Fencing & Gate



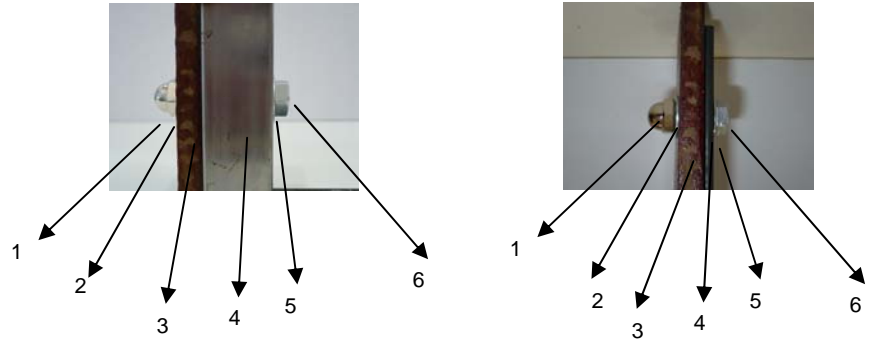
- 2.** Distance between edge to bolts/nuts, max. 6"
- Distance between 2 pieces bolts/nuts, max. 18"
- Distance between edge to fence cement min. 1"

Standard Installation Guide


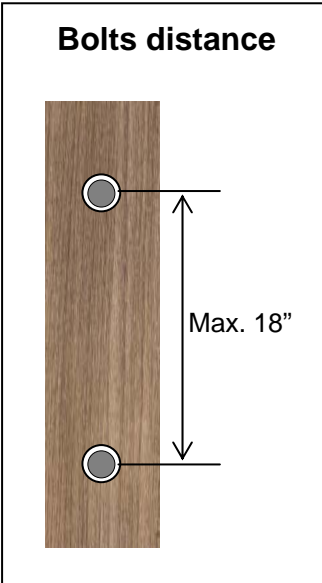


Bolt / Nut / Washers Arrangement



Recommended fixing combination



- | | | | |
|-----------------------|--------------------------|-----------------------|------------------------------------|
| 1 = hex domed cap nut | 2 = washer | 1 = hex domed cap nut | 2 = washer |
| 3 = CT WOOD Plank | 4 = hollow steel (1"x2") | 3 = CT WOOD Plank | 4 = Flat bar (1.5/8" or 2/8" thk.) |
| 5 = washer | 6 = 1 6/8" bolt | 5 = washer | 6 = 1 6/8" bolt |



* Minimum 5mm expansion gap (between picket fencing & adjust cent component, i.e. hollow section) to be allowed for both end.